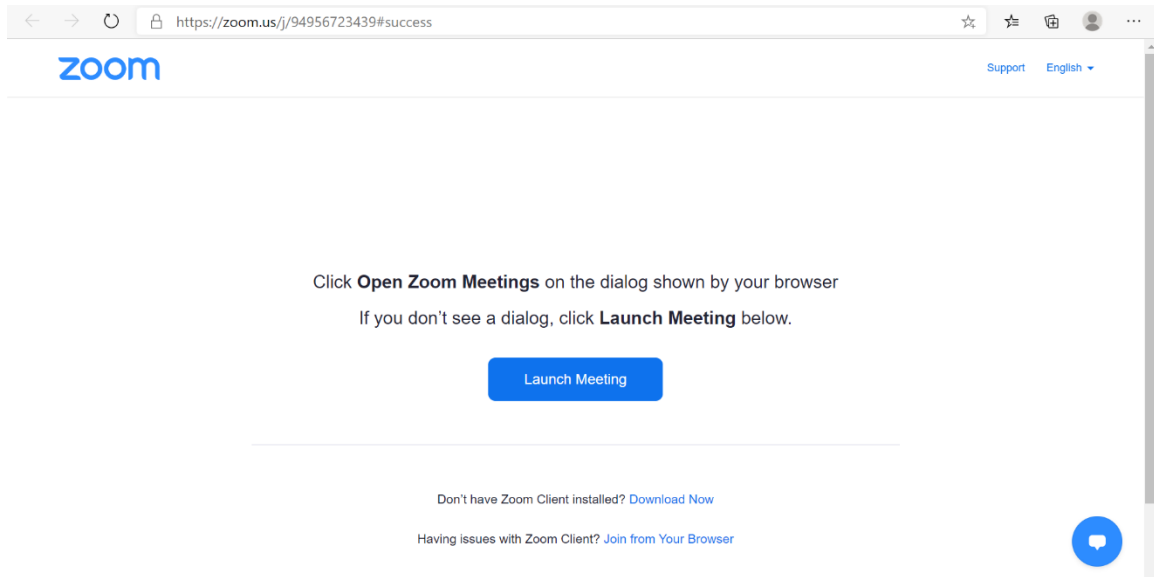
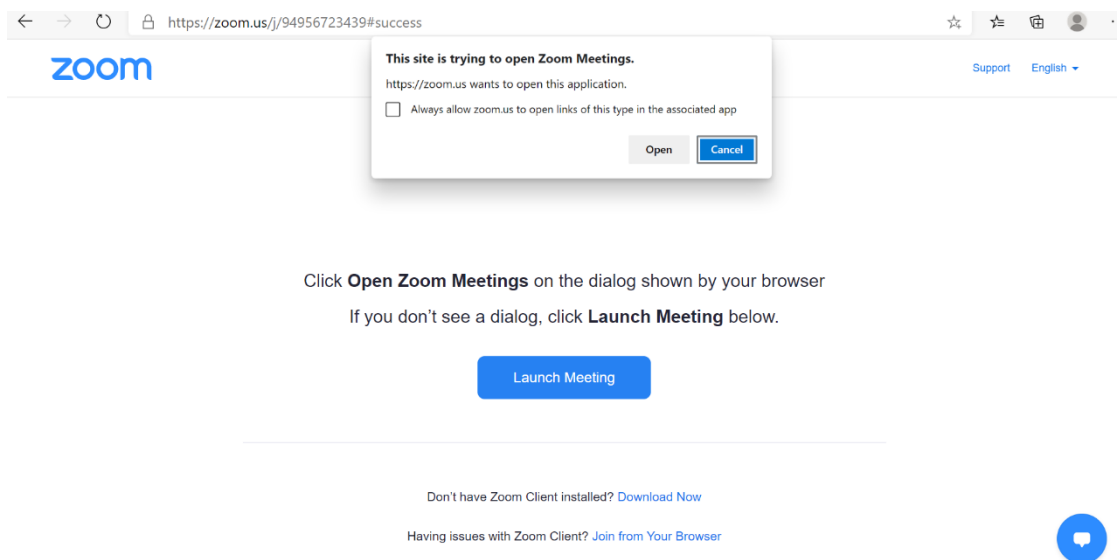


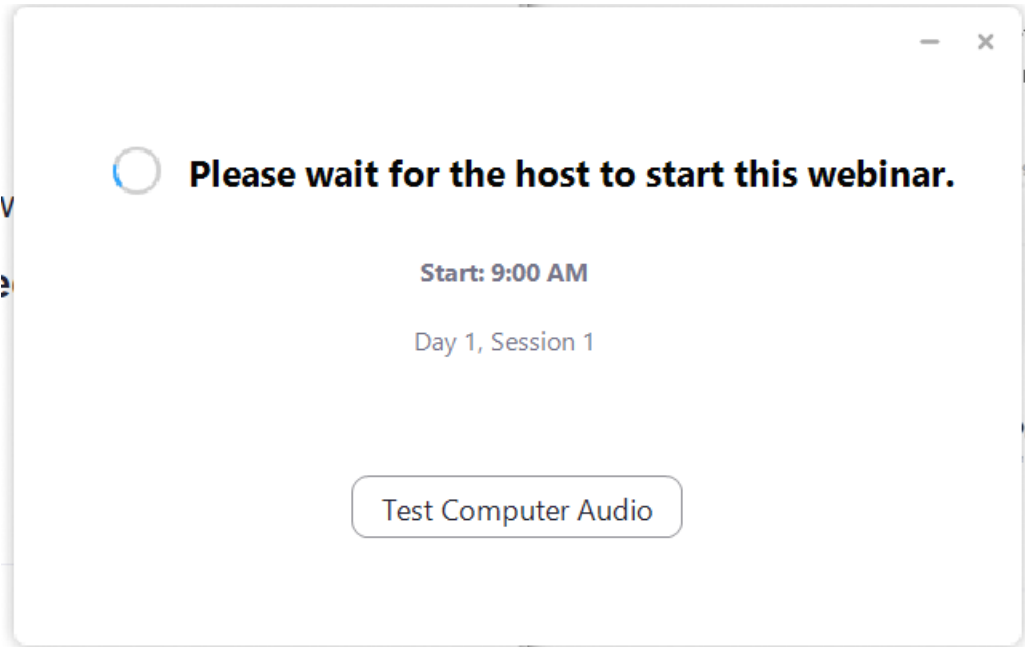
Instructions for How To Access Zoom Sessions

1. Click on “Click here to access the sessions” for the session you wish to join.
2. After you click the link to join a session a window will pop up prompting you to click on a blue button “Launch Meeting”.



3. After clicking the blue “launch meeting” button, you will either be automatically connected to the meeting or a pop up box will prompt you to open the session in the Zoom app if you already have it downloaded, click the “open” button.

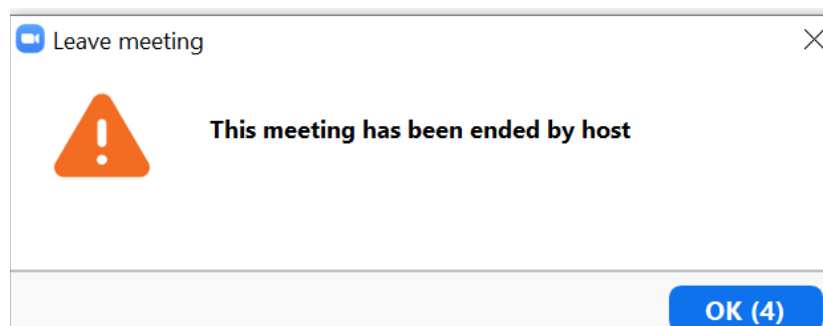




4. If host has not started the session, a window will display asking you to “Please wait for the host to start this webinar.” And as soon as the session starts you will be connected.
 - If a box prompting you to enter a webinar ID pops up, you can find the ID located on the agenda under the session time.

DAY 1: November 12	Zoom Access	Tentative Agenda
9:00 am	Click here to access the sessions 9:00 – 11:00 am	WELCOME by Thomas Frazer, Dean, College of Marine Science, USF Overview of the Workshop: Rebecca Johns, ICAR Director of Education and Outreach
9:15 am	Webinar id: 95678781304 (Day 1, Session 1)	Keynote Address: Vision of Resilience and Adaptation <ul style="list-style-type: none"> • Rob Moore (Natural Resources Defense Council)
10:00 am		Panel Discussion: Technology Applications for Climate Change Modeling and Resilience <ul style="list-style-type: none"> • Thomas Wall (Engineering & Applied Resilience Argonne Lab) Climate Modeling • Shannon Carrol (AT&T) Overview of AT&T's Initiatives on Climate Change and Resilience • Andrea Brands (AT&T) AT&T Foundation's Efforts to Build Partnership to Promote Resilience
11:00 am		Break
11:15 am	Click here to access the session 11:15 am – 12:00 noon Webinar ID: 94956723439 (Day 1, Session 2)	Keynote Address: NASA Disasters Program: Risk Reduction and Resilience Applications <ul style="list-style-type: none"> • David Borges (NASA Applied Sciences Disasters Program)

5. When the session has ended you will be greeted with a pop-up box “This meeting has ended by host”. Exit this window and Click on the next session.



iCAR 2020: Frequently Asked Questions

1. How do I unmute myself?
 - For this event microphones will remain muted.
2. How do I turn my camera on?
 - For this event attendee cameras will be disabled.
3. How do I change from gallery to speaker view?
 - For this event attendees will not be allowed to switch views between speaker or gallery. Attendees will see what the host wants them to see for the presentation.
4. Is this event being recorded?
 - Yes. All sessions and Q & A will be recorded and available from the iCAR website.
5. How do I ask a question?
 - Open the chat panel by selecting the chat box on the toolbar at the bottom of your screen. Type your question in the chat box that opens up. Questions will be answered during the Q & A portion of the session.
6. What happens when I raise my hand?
 - Please do not use the raise hand function for this event. Instead, ask your questions in the chat where they will be read by a panelist for you, then answered by the host. The question and answer portion will be held at the end of each presentation.
7. How do I send a message privately to the host or to the host and attendees?

- To send a message to just the panelist, select the option in the chat box at the bottom of the screen. To send a message to everyone, select that option in the same chat box at the bottom of the screen that includes panelists and attendees.
8. Who is speaking right now/ How long will they be speaking/ When is the next break?
- Questions like these are best answered by checking the schedule which is on both the iCAR website and Facebook page (linked above). You can also ask in the chat but in some cases the panelist may not be able to answer the question. Check the schedule for quickest answer.
9. How do I take the poll at the end of the breakout session?
- During the breakout session (occurs day 2 afternoon.) there will be an interactive polling portion for attendees to participate in. Once the poll is launched by the host it will appear in a window on your screen. Answer the poll questions to participate in this session.
10. How do I invite someone to this event?
- Forward the iCAR schedule which has the links to the events to them via email etc. or have them find the schedule through our Facebook page (Initiative on Coastal Adaptation and Resilience at USFSP) or find the schedule on our website under the tab “Annual Workshop”
<https://www.stpetersburg.usf.edu/resources/icar/events/index.aspx>
11. How do I leave this meeting?
- Click the red box at the bottom right side of your screen titled “leave meeting”. A box will pop up asking you to confirm you want to leave the meeting, click leave.